

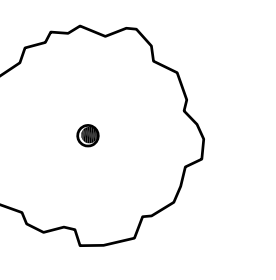




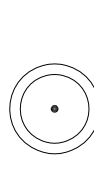








PLANTING LEGEND

TREE	SIZE/QUAN	REMARK
	36" BOX	DT
	36" BOX	DT
	36" BOX	DT
	24" BOX	DT
	15 GAL.	DT
	5 GAL.	DT

SHRUB & GROUNDCOVER

SHRUB & GROUNDCOVER	SIZE	REMARK
	5 GAL.	DT
	5 GAL.	DT
	1 GAL @ 12" O.C.	DT
	5 GAL @ 14" O.C.	DT
	1 GAL @ 18" O.C.	DT
	5 GAL @ 18" O.C.	DT
	1 GAL @ 12" O.C.	DT
	1 GAL @ 18" O.C.	DT
	1 GAL @ 18" O.C.	DT
	S.O.D	DT
	SOD	DT
	SOD	DT

LANDSCAPE AREA CALCULATION

LANDSCAPE AREA CALCULATION	LANDSCAPE AREA PROVIDED	LANDSCAPE AREA PROVIDED
REGD FRONTYARD SETBACK AREA	992 SQ.FT	711 SQ.FT (75%)
REGD NORTH SETBACK SIDEYARD AREA	1000 SQ.FT	507 SQ.FT (51%)
REGD SOUTH SETBACK SIDEYARD AREA	1000 SQ.FT	521 SQ.FT (52%)

TITLE
PLANTING PLAN

SCALE
1/8" = 1'-0"

DATE
11-15-06

SHEET NUMBER
LP-1

L&V ARCHITECTS
1514 17th Street, Suite 207
Santa Monica, CA 90404
Tel. (310) 829 0996; Fax. (310) 829 7889

MR. ALI MADANI & MR.HOSSEIN ASHTIANI
5 UNIT CONDOMINIUMS at
1327 EUCLID STR., SANTA MONICA, CA-90404

No.	REVISION	DATE